



YLI ELECTRONIC

Fail safe electric bolt with signal, time & LED

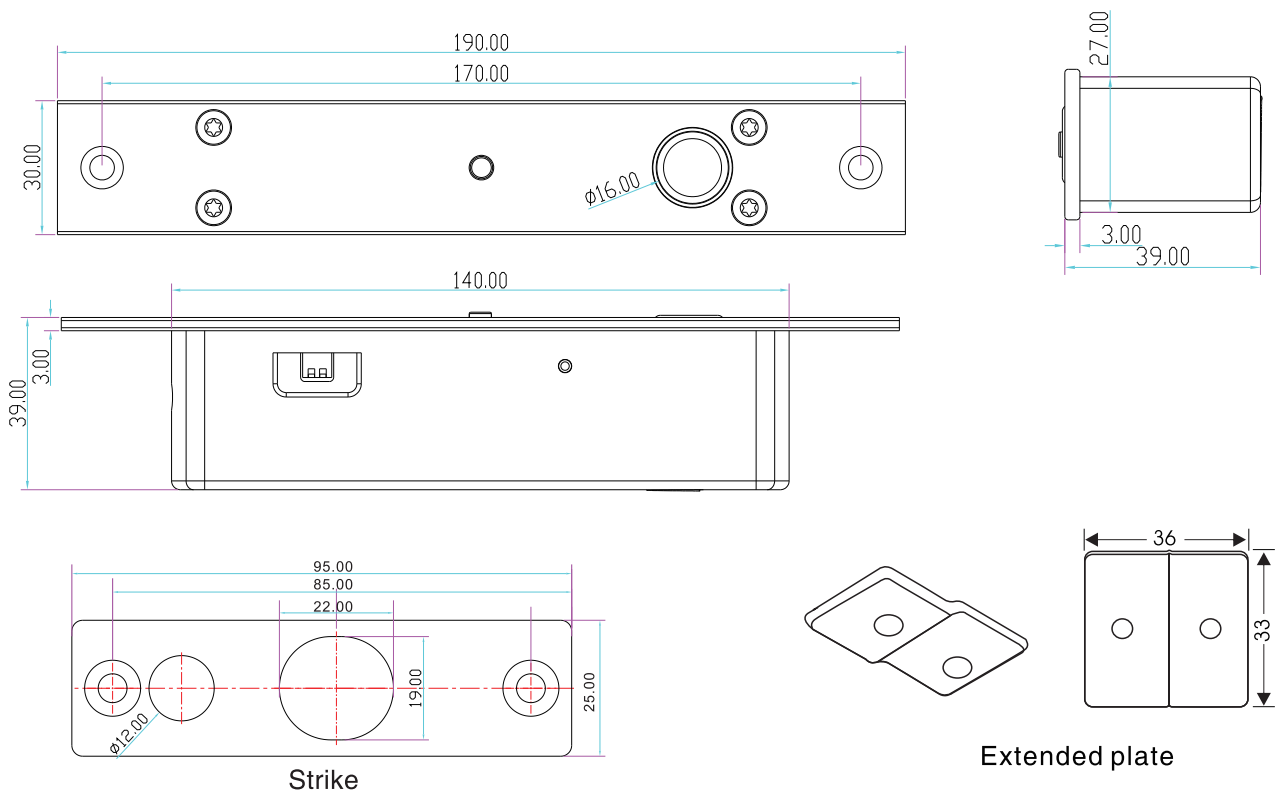


Model: YB-200(LED)

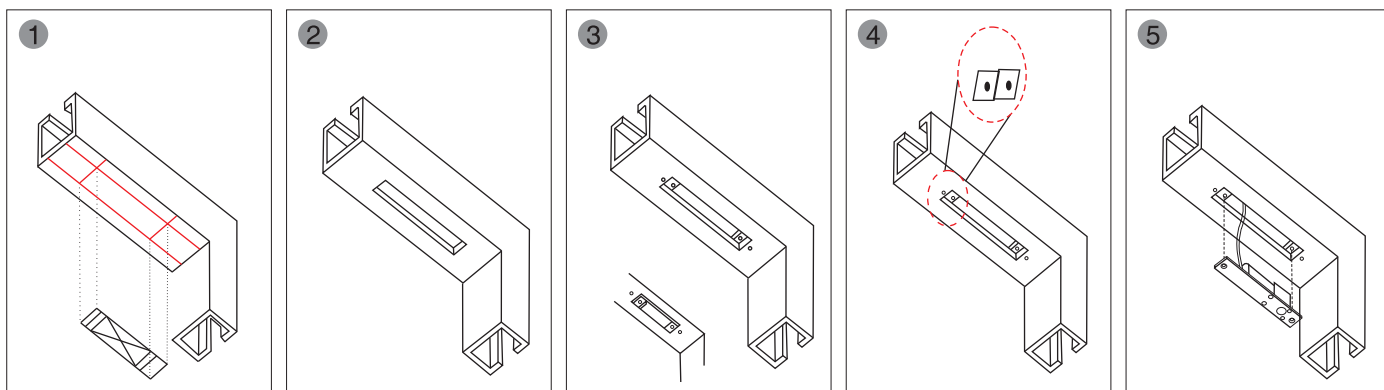
Parameters

Face Plate	190Lx30Wx39H(mm)
Strike	95Lx25Wx3H(mm)
Decorative Panel	195Lx35Wx0.7H(mm)
Bolt	16mmDIA, stainless steel 16mm throw
Solid Bolt Holding Force	Polishing stainless steel, bearing 800kg
Signal Output	NC/COM
Protective Design	0/3/6/9 sec
Voltage	12VDC
Current	Start 850mA; Standby 150mA
Fail Safe	Locked when energized
LED	Light on when locked, light off when unlocked
Suitable for	Wooden door, metal door, glass door
Induction Distance	8mm
Face Plate Material	High strength aluminum alloy with Japanese crushed grain processing
Weight	0.6kg

Dimensions



Installation



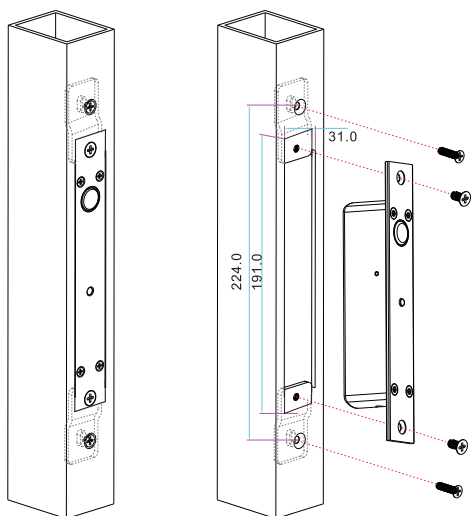
1 Place lock body template to match with door frame center line

2 Cut hole

3 Fix mounting plate (For hollow metal frame)

4 Connect wires

5 Mount lock body on the door frame and test



Wiring diagram

	Red		+	12V DC	
	Black		-		
	Orange		OPEN		
	Green		NO	} Door signal	
	White		COM		

Wiring Diagram

